

1. General Education *

1.1 Quantitative distribution of schools. 1439 state and 33 non-state schools of general education functioned in the Republic of Armenia for 2003/2004 academic year, including boarding schools of general education, colleges and other education centers implementing programs of general education (hereafter, schools). According to the implemented education programs, 18 state and 2 non-state schools implemented primary education, 148 state schools – basic education, 1157 state and 16 non-state schools – general (complete) secondary education.

Quantitative Distribution of State and Non-State Schools of General Education, by Marzes and by Type of Schools, 2003/2004 Academic Year

(unit)

	Total		Primary general		Basic general		Secondary (complete) general		Colleges		Special		Vocational senior	
	state	non-state	state	non-state	state	non-state	state	non-state	state	non-state	state	non-state	state	non-state
Yerevan city	234	26	-	2	1	-	182	14	15	8	25	2	11	-
Aragatsotn	127	-	3	-	29	-	88	-	1	-	3	-	3	-
Ararat	112	-	-	-	5	-	106	-	1	-	-	-	-	-
Armavir	123	1	-	-	7	-	109	-	2	-	4	1	1	-
Gegharkunik	128	-	1	-	11	-	114	-	1	-	1	-	-	-
Lori	169	1	2	-	36	-	122	-	3	1	6	-	-	-
Kotayk	109	2	2	-	5	-	95	1	-	-	3	-	4	1
Shirak	177	3	5	-	16	-	137	1	8	2	6	-	5	-
Syunik	126	-	2	-	25	-	92	-	2	-	5	-	-	-
Vayots dsor	51	-	2	-	8	-	40	-	1	-	-	-	-	-
Tavush	83	-	1	-	5	-	72	-	2	-	1	-	2	-
RA Total	1439	33	18	2	148	-	1157	16	36	11	54	3	26	1

continuation

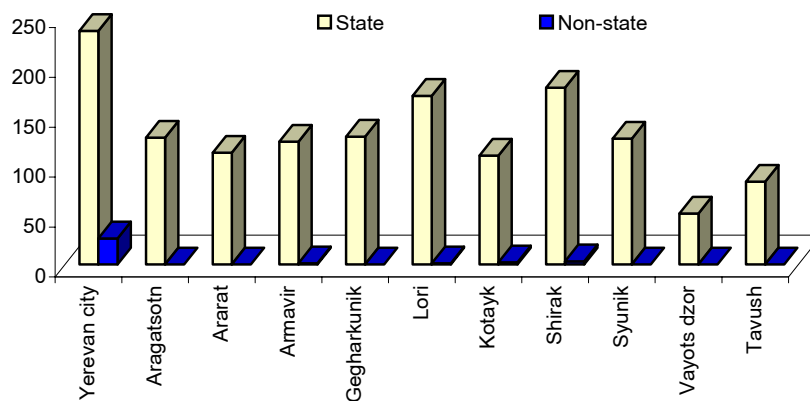
	Mentally retarded		Hearing disturbance		Visual disturbance		Disturbance of speech		Disturbance of mobility function	
	state	non-state	State	non-state	state	non-state	state	non-state	state	non-state
Yerevan city	2	-	2	-	2	-	1	-	1	-
Aragatsotn	-	-	-	-	-	-	-	-	-	-
Ararat	-	-	-	-	-	-	-	-	-	-
Armavir	1	-	-	-	-	-	-	-	-	-
Gegharkunik	-	-	-	-	-	-	-	-	-	-
Lori	-	-	-	-	-	-	-	-	-	-
Kotayk	2	-	-	-	-	-	-	-	-	-
Shirak	1	-	-	-	1	-	-	-	-	-
Syunik	2	-	-	-	1	-	-	-	-	-
Vayots dsor	-	-	-	-	-	-	-	-	-	-
Tavush	-	-	-	-	-	-	-	-	-	-
RA Total	8	-	2	-	4	-	1	-	1	-

continuation

* Information has been provided by the "Education Programs Center" Programs Implementation Office of the Ministry of Education and Science of RA

	Orphan and parentless		Socially vulnerable		Resort		Special educational		Other direction	
	state	non-state	state	non-state	State	non-state	state	non-state	state	Non-state
Yerevan city	-	-	1	-	1	-	1	-	1	2
Aragatsotn	-	-	-	-	-	-	-	-	-	-
Ararat	-	-	-	-	-	-	-	-	-	-
Armavir	-	-	-	-	-	-	-	-	2	1
Gegharkunik	-	-	-	-	-	-	-	-	-	-
Lori	-	-	-	-	2	-	-	-	-	-
Kotayk	-	-	-	-	-	-	-	-	-	-
Shirak	-	-	-	-	-	-	1	-	-	-
Syunik	-	-	-	-	1	-	-	-	-	-
Vayots dsor	-	-	-	-	-	-	-	-	-	-
Tavush	-	-	-	-	-	-	-	-	-	-
RA Total	-	-	1	-	4	-	2	-	3	3

Quantitative Distribution of State and Non-State Schools of General Education, by Marzes, 2003/2004 Academic Year, Unit



Quantitative Distribution of Classes Simultaneously Functioned in State and Non-State Schools of General Education, by Marzes, 2003/2004 Academic Year

(unit)

	Total	including		
		I - III grades	IV - VIII grades	IX - X grades
Yerevan city	5960	1612	3015	1333
Aragatsotn	1374	402	723.5	248.5
Ararat	2009	564	1032	413
Armavir	2391	680	1239	472
Gegharkunik	2042	600	1022	420
Lori	2166.5	608	1147.5	411
Kotayk	2035	542	1060	433
Shirak	2655	735	1399	521
Syunik	1455	426.5	771	257.5
Vayots dzor	618	177	314	127
Tavush	1116	321	559	236
RA Total	23821.5	6667.5	12282	4872

Quantitative Distribution of State and Non-State Schools of General Education, by Marzes and by Urban and Rural Communities, 2003/2004 Academic Year

(unit)

	Total	including	
		in urban communities	in rural communities
Yerevan city	260	260	-
Aragatsotn	127	16	111
Ararat	112	21	91
Armavir	124	33	91
Gegharkunik	128	29	99
Lori	170	66	104
Kotayk	111	47	64
Shirak	180	65	115
Syunik	126	38	88
Vayots dzor	51	10	41
Tavush	83	21	62
RA Total	1472	606	866

Quantitative Distribution of Schools with Internet Access and Installed Computers in State and Non-State Schools of General Education, by Marzes, 2003/2004 Academic Year

	Number of computers, unit		Number of pupils per computer, persons	Number of schools with Internet access, unit
	Total	per school		
Yerevan city	1196	4.6	122.3	49
Aragatsotn	66	0.5	407.7	12
Ararat	257	2.3	181.3	24
Armavir	172	1.4	279.3	15
Gegharkunik	225	1.8	195.4	-
Lori	297	1.7	145.5	3
Kotayk	104	0.9	407.1	15
Shirak	479	2.7	103.3	32
Syunik	246	2.0	93.1	27
Vayots dzor	179	3.5	60.1	5
Tavush	170	2.0	125.6	1
RA Total	3391	2.3	148.0	183

1.2 School construction. 19 schools of general education with 2633 pupil's places, including disaster zone, correspondingly - 17 and 2553, have been delivered for operation in 2003.

Quantitative Distribution of Schools Delivered for Operation and Pupil's Places in Them, by Marzes, 2003

(unit)

	Number of schools	Number of pupil's places
Aragatsotn	4	442
Gegharkunik	1	30
Lori	6	678
Shirak	6	1333
Syunik	1	50
Tavush	1	100
RA Total	19	2633

1 school of general education with 192 pupil's places (Aragatsotn marz) was reconstructed in 2003.

1.3. School enrolment and distribution. 498450 pupils studied in state schools of general education, of which 246118 or 49.4% females, and 3436 - in non-state, of which 1390 or 40.4% girls.

Distribution of Enrolment in State Schools of General Education, by Marzes and by Classes, 2003/2004 Academic Year

(persons)

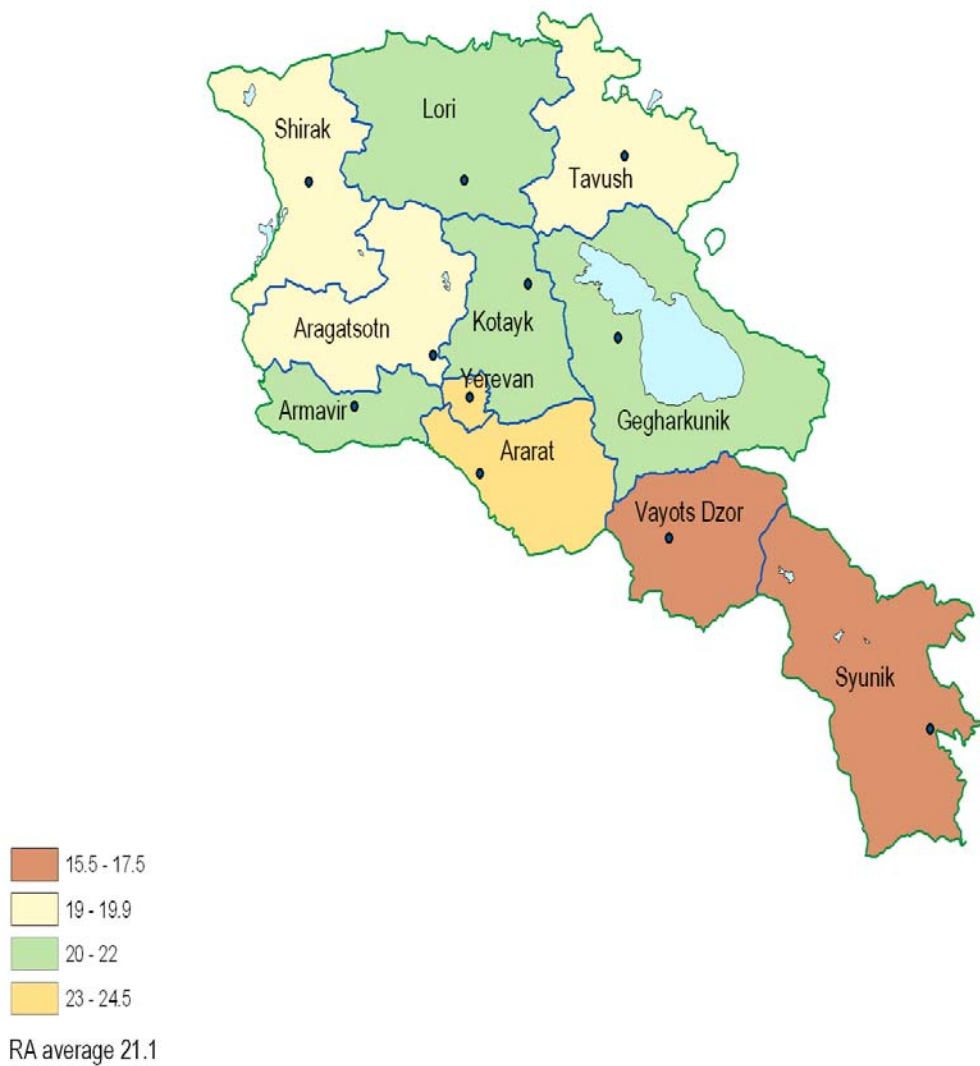
	Total		I grade		II grade		III grade		IV grade		V grade	
	total	girls	total	girls	total	girls	total	girls	total	girls	total	girls
Yerevan city	143546	70508	11691	5713	12484	5979	13845	6652	13379	6477	14911	7326
Aragatsotn	26905	13440	2163	1046	2311	1154	2729	1344	2616	1301	2803	1367
Ararat	46604	23063	3740	1788	4068	2016	4857	2318	4500	2192	4797	2277
Armavir	47944	23542	3945	1902	4208	1936	5233	2579	4844	2390	5078	2457
Gegharkunik	43961	21514	4005	1926	3781	1879	4753	2268	4244	2069	4465	2190
Lori	43183	21324	3302	1666	3643	1716	4361	2083	4199	2015	4680	2279
Kotayk	42155	21044	3236	1571	3482	1675	3986	1927	3873	1878	4335	2117
Shirak	49138	24412	3642	1707	4014	2031	4825	2339	4571	2188	5405	2648
Syunik	22907	11489	1891	934	1979	1010	2351	1160	1968	949	2300	1130
Vayots dzor	10754	5285	852	435	873	427	1058	496	950	484	1061	505
Tavush	21353	10497	1893	919	1948	923	2325	1088	1969	938	2062	982
RA Total	498450	246118	40360	19607	42791	20746	50323	24254	47113	22881	51897	25278

continuation

	VI grade		VII grade		VIII grade		IX grade		X grade	
	total	girls	total	girls	total	girls	total	girls	total	girls
Yerevan city	15988	7771	16162	7940	16384	8041	14840	7531	13862	7078
Aragatsotn	3044	1520	3195	1581	3027	1494	2610	1393	2407	1240
Ararat	5337	2600	5389	2587	5292	2643	4432	2339	4192	2303
Armavir	5398	2654	5545	2675	5239	2494	4350	2266	4104	2189
Gegharkunik	4794	2337	4858	2375	4779	2251	4227	2131	4055	2088
Lori	5137	2567	5242	2581	4761	2267	3980	2088	3878	2062
Kotayk	4851	2383	4918	2496	4959	2460	4344	2290	4171	2247
Shirak	6168	3105	6166	3001	5155	2532	4677	2487	4515	2374
Syunik	2581	1236	2761	1371	2583	1274	2356	1270	2137	1155
Vayots dzor	1071	508	1330	634	1250	586	1197	619	1112	591
Tavush	2312	1140	2464	1178	2333	1123	2071	1132	1976	1074
RA Total	56681	27821	58030	28419	55762	27165	49084	25546	46409	24401

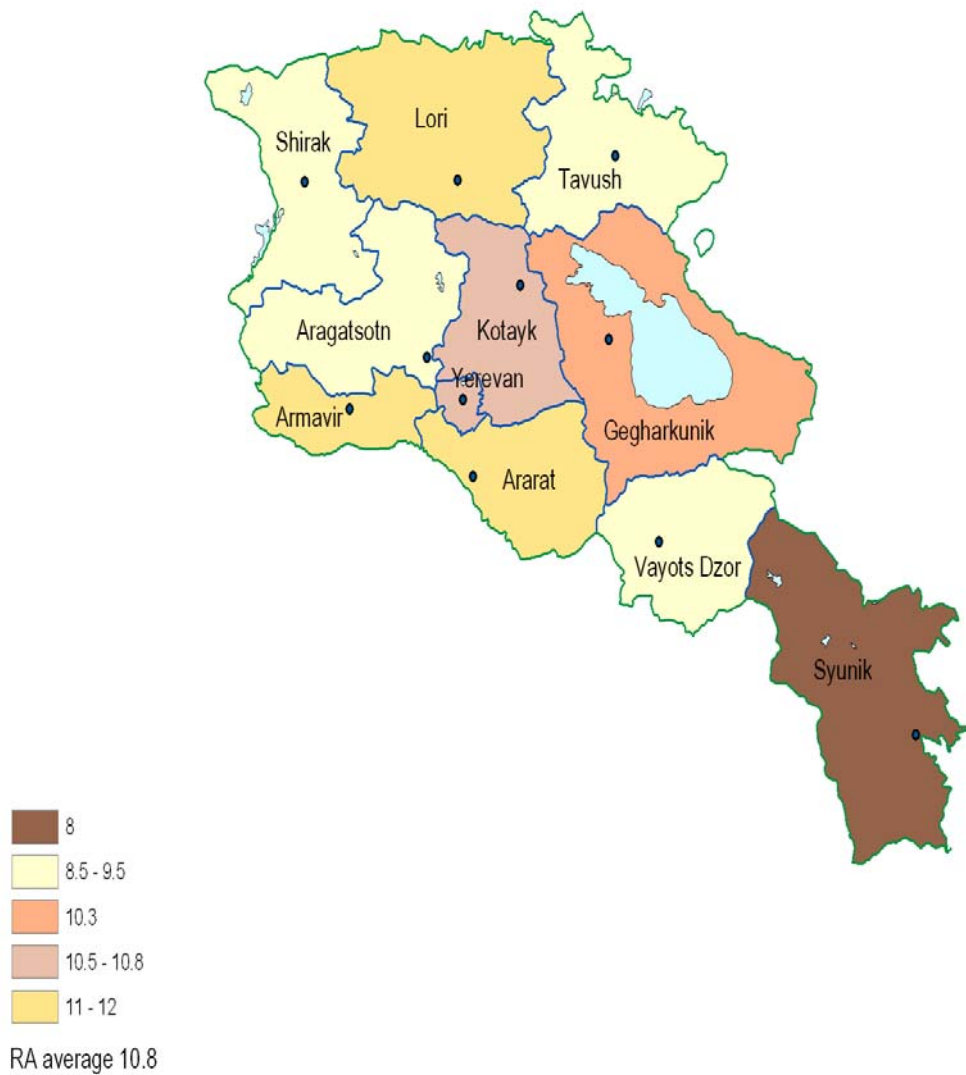
Number of Pupils attending State Schools of General Education per Class, person

2003/04 academic year

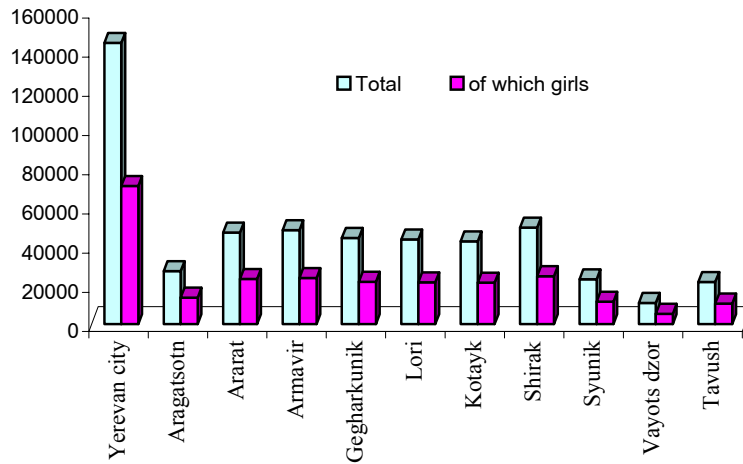


Number of Pupils of State Secondary Schools of General Education per Teacher, person

2003/04 academic year



**Distribution of Enrolment in State Schools of General Education,
by Marzes, 2003/2004 Academic Year, Persons**



**Distribution of Enrolment in Non-State Schools of General Education,
by Marzes and by Classes, 2003/2004 Academic Year**

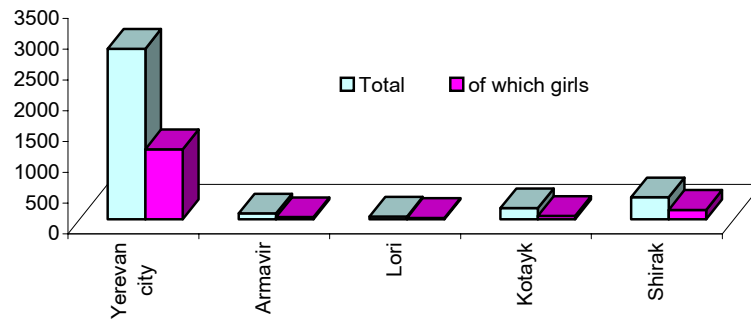
(persons)

	Total		I grade		II grade		III grade		IV grade		V grade	
	total	girls	total	girls	total	girls	total	girls	total	girls	total	girls
Yerevan city	2765	1135	343	149	289	126	284	121	231	104	198	69
Armavir	93	32	30	10	12	4	12	5	11	3	7	3
Lori	43	21	7	3	5	2	-	-	-	-	-	-
Kotayk	179	52	-	-	-	-	-	-	-	-	-	-
Shirak	356	150	77	27	74	35	57	17	53	30	40	16
RA Total	3436	1390	457	189	380	167	353	143	295	137	245	88

continuation

	VI grade		VII grade		VIII grade		IX grade		X grade	
	total	girls	total	girls	total	girls	Total	girls	total	girls
Yerevan city	238	86	243	96	269	106	292	104	378	174
Armavir	5	1	12	5	4	1	-	-	-	-
Lori	-	-	-	-	-	-	18	8	13	8
Kotayk	-	-	-	-	-	-	23	8	156	44
Shirak	24	12	15	9	16	4	-	-	-	-
RA Total	267	99	270	110	289	111	333	120	547	226

**Distribution of Enrolment in Non-State Schools of General Education,
by Marzes, 2003/2004 Academic Year, Persons**



**Distribution of Enrolment in State Schools of General Education,
by Marzes and by Programs of General Education, 2003/2004 Academic Year**

(persons)

	I - III grades		IV - VIII grades		IX - X grades	
	total	of which girls	total	of which girls	total	of which girls
Yerevan city	38020	18344	76824	37555	28702	14609
Aragatsotn	7203	3544	14685	7263	5017	2633
Ararat	12665	6122	25315	12299	8624	4642
Armavir	13386	6417	26104	12670	8454	4455
Gegharkunik	12539	6073	23140	11222	8282	4219
Lori	10704	5173	22936	11334	8515	4537
Kotayk	11306	5465	24019	11709	7858	4150
Shirak	12481	6077	27465	13474	9192	4861
Syunik	6221	3104	12193	5960	4493	2425
Vayots dzor	2783	1358	5662	2717	2309	1210
Tavush	6166	2930	11140	5361	4047	2206
RA Total	133474	64607	269483	131564	95493	49947

**Distribution of Enrolment in Non-State Schools of General Education,
by Marzes and by Programs of General Education, 2003/2004 Academic Year**

(persons)

	I - III grades		IV - VIII grades		IX - X grades	
	total	of which girls	total	of which girls	total	of which girls
Yerevan city	916	396	1179	461	670	278
Armavir	54	19	39	13	-	-
Lori	-	-	-	-	31	16
Kotayk	12	5	-	-	179	52
Shirak	208	79	148	71	-	-
RA Total	1190	499	1366	545	880	346

**Distribution of Enrolment in State and Non-State Schools of General Education,
by Marzes and by Type of Schools, 2003/2004 Academic Year**

(persons)

	Primary general		Basic general		Secondary (complete) general		Colleges		Special		Vocational senior	
	state	non-state	state	non-state	state	non-state	state	non-state	state	non-state	state	non-state
Yerevan city	-	86	715	-	128383	1448	7738	1139	5555	92	1155	-
Aragatsotn	311	-	1467	-	24486	-	207	-	297	-	137	-
Ararat	-	-	413	-	45889	-	302	-	-	-	-	-
Armavir	-	-	1089	-	45234	-	765	-	811	93	45	-
Gegharkunik	101	-	1369	-	42338	-	79	-	74	-	-	-
Lori	531	-	2050	-	39676	-	215	43	711	-	-	-
Kotayk	923	-	301	-	40387	99	-	-	280	-	264	80
Shirak	82	-	958	-	44778	270	1685	86	1302	-	333	-
Syunik	32	-	806	-	20464	-	208	-	1397	-	-	-
Vayots dzor	24	-	364	-	10257	-	109	-	-	-	-	-
Tavush	18	-	445	-	20339	-	180	-	158	-	213	-
RA Total	2022	86	9977	-	462231	1817	11488	1268	10585	185	2147	80

continuation

	Mentally retarded		Hearing disturbance		Visual disturbance		Disturbance of speech		Disturbance of mobility function	
	state	non-state	state	non-state	state	non-state	state	non-state	state	non-state
Yerevan city	238	-	258	-	235	-	149	-	19	-
Aragatsotn	-	-	-	-	-	-	-	-	-	-
Ararat	-	-	-	-	-	-	-	-	-	-
Armavir	270	-	-	-	-	-	-	-	-	-
Gegharkunik	-	-	-	-	-	-	-	-	-	-
Lori	-	-	-	-	-	-	-	-	-	-
Kotayk	166	-	-	-	-	-	-	-	-	-
Shirak	142	-	-	-	231	-	-	-	-	-
Syunik	228	-	-	-	276	-	-	-	-	-
Vayots dzor	-	-	-	-	-	-	-	-	-	-
Tavush	-	-	-	-	-	-	-	-	-	-
RA Total	1044	-	258	-	742	-	149	-	19	-

continuation

	Orphan and parentless		Socially vulnerable		Resort		Special educational		Other direction	
	state	non-state	state	non-state	state	non-state	state	non-state	state	non-state
Yerevan city	-	-	240	-	203	-	131	-	1117	92
Aragatsotn	-	-	-	-	-	-	-	-	-	-
Ararat	-	-	-	-	-	-	-	-	-	-
Armavir	-	-	-	-	-	-	-	-	1000	248
Gegharkunik	-	-	-	-	-	-	-	-	-	-
Lori	-	-	-	-	306	-	-	-	-	-
Kotayk	-	-	-	-	-	-	-	-	-	-
Shirak	-	-	-	-	-	-	81	-	-	-
Syunik	-	-	-	-	893	-	-	-	-	-
Vayots dzor	-	-	-	-	-	-	-	-	-	-
Tavush	-	-	-	-	-	-	-	-	-	-
RA Total	-	-	240	-	1402	-	212	-	2117	340

Outflow of Pupils of State and Non-State Schools of General Education to Other Marzes and Outside the Republic, by Marzes and by Classes, at the Beginning of 2003/2004 Academic Year

(persons)

	Total		I grade		II grade		III grade		IV grade		V grade	
	to other marzes	outside the RA	to other marzes	outside the RA	to other marzes	outside the RA	to other marzes	outside the RA	to other marzes	outside the RA	to other marzes	outside the RA
Yerevan city	572	777	33	67	54	87	55	88	43	76	39	65
Aragatsotn	30	67	2	12	-	5	9	24	-	4	3	2
Ararat	155	229	13	18	13	31	19	26	22	30	16	21
Armavir	162	440	10	24	18	52	30	70	20	42	22	58
Gegharkunik	87	229	3	26	13	29	6	34	9	32	8	25
Lori	105	371	12	94	4	28	10	31	9	31	14	31
Kotayk	12	13	1	4	4	3	3	3	-	1	1	-
Shirak	101	390	9	38	14	46	11	36	13	48	11	58
Syunik	162	216	4	18	9	29	19	24	12	21	14	21
Vayots dzor	41	73	2	8	5	14	3	9	4	4	7	4
Tavush	91	163	80	162	1	1	-	-	-	-	1	-
RA Total	1518	2968	169	471	135	325	165	345	132	289	136	285

continuation

	VI grade		VII grade		VIII grade		IX grade		X grade	
	to other marzes	outside the RA	to other marzes	outside the RA	to other marzes	outside the RA	to other marzes	outside the RA	to other marzes	outside the RA
Yerevan city	67	72	50	78	60	89	108	86	63	69
Aragatsotn	3	10	4	2	5	4	3	3	1	1
Ararat	8	22	12	20	12	22	27	22	13	17
Armavir	4	48	10	34	18	44	22	40	8	28
Gegharkunik	7	27	15	13	12	20	9	14	5	9
Lori	13	35	12	32	13	32	11	30	7	27
Kotayk	-	-	1	1	-	-	1	1	1	-
Shirak	9	51	10	29	11	32	8	29	5	23
Syunik	21	27	30	16	17	23	22	25	14	12
Vayots dzor	2	7	4	4	5	2	6	17	3	4
Tavush	-	-	1	-	1	-	7	-	-	-
RA Total	134	299	149	229	154	268	224	267	120	190

Inflow of Pupils of State and Non-State Schools of General Education from Other Marzes and Other Countries, by Marzes and by Classes, at the Beginning of 2003/2004 Academic Year

(persons)

	Total		I grade		II grade		III grade		IV grade		V grade	
	from other marzes	from other countries	from other marzes	from other countries	from other marzes	from other countries	from other marzes	from other countries	from other marzes	from other countries	from other marzes	from other countries
Yerevan city	685	480	55	36	76	55	77	58	80	63	70	63
Aragatsotn	36	39	7	10	2	1	6	5	2	5	5	3
Ararat	76	83	2	2	17	8	10	16	10	10	9	6
Armavir	166	206	12	10	14	28	18	26	12	30	26	30
Gegharkunik	48	73	4	3	4	11	4	6	9	7	4	16
Lori	89	268	8	113	6	12	4	18	4	19	7	20
Kotayk	66	31	2	7	4	6	2	4	6	4	1	2
Shirak	70	252	4	16	15	35	7	29	7	35	11	40
Syunik	94	103	4	3	8	11	11	12	13	16	9	22
Vayots dzor	18	10	-	1	3	1	3	2	4	1	-	2
Tavush	77	45	66	43	-	2	-	-	1	-	-	-
RA Total	1425	1590	164	244	149	170	142	176	148	190	142	204

continuation

	VI grade		VII grade		VIII grade		IX grade		X grade	
	from other marzes	from other countries	from other marzes	from other countries	from other marzes	from other countries	from other marzes	from other countries	from other marzes	from other countries
Yerevan city	77	52	71	47	61	48	82	36	36	22
Aragatsotn	3	2	4	1	1	6	3	5	3	1
Ararat	12	10	4	15	2	5	2	5	8	6
Armavir	20	20	22	24	22	18	12	8	8	12
Gegharkunik	5	8	3	5	5	7	5	1	5	9
Lori	2	25	34	20	12	18	11	10	1	13
Kotayk	6	-	2	-	1	-	4	6	38	2
Shirak	7	32	3	21	4	14	8	19	4	11
Syunik	9	8	9	7	15	10	12	2	4	12
Vayots dzor	2	-	2	1	2	1	-	-	2	1
Tavush	-	-	2	-	1	-	2	-	5	-
RA Total	143	157	156	141	126	127	141	92	114	89

Distribution of Number of Pupils Left State and Non-State Schools of General Education, by Age and by Cause, at the Beginning of 2003/2004 Academic Year

(persons)

Age, year old	Total	including by causes									
		lack of desire	bad social and economic conditions	parents don't send to school (don't permit)	inability					expelled for unsatisfactory behavior	other
					hearing disturbance	visual disturbance	mobility	mentally underdevelopment	other		
Up to 7	319	146	7	134	-	5	4	9	1	-	13
7	367	205	15	14	-	-	1	6	1	5	120
8	503	314	18	10	-	1	-	1	2	1	156
9	491	289	10	13	-	1	-	2	-	-	176
10	476	253	8	15	1	-	2	7	-	-	190
11	475	258	11	19	-	-	1	6	3	2	175
12	502	236	18	20	3	2	1	2	-	-	220
13	588	290	10	28	-	-	-	5	-	2	253
14	797	398	10	60	-	1	3	7	1	2	315
15	1200	739	42	54	1	1	-	1	1	11	350
16	870	564	15	31	-	-	-	2	4	13	241
17	163	58	5	9	-	-	-	1	4	6	80
Total	6751	3750	169	407	5	11	12	49	17	42	2289

Distribution of Number of Pupils Left State and Non-State Schools of General Education, by Marzes and by Cause, at the Beginning of 2003/2004 Academic Year

(persons)

	Total	including by causes									
		lack of desire	bad social and economic conditions	parents don't send to school (don't permit)	inability					expelled for unsatisfactory behavior	other
					hearing disturbance	visual disturbance	mobility	mentally underdevelopment	other		
Yerevan city	2888	1730	73	21	-	-	2	3	3	18	1038
Aragatsotn	33	14	-	12	-	1	3	-	-	-	3
Ararat	579	434	9	56	-	-	-	1	-	-	79
Armavir	814	301	27	115	1	-	2	15	4	7	342
Gegharkunik	456	140	21	42	3	7	-	6	1	5	231
Lori	480	386	19	18	-	1	3	5	1	3	44
Kotayk	34	34	-	-	-	-	-	-	-	-	-
Shirak	946	418	14	80	1	-	1	7	5	6	414
Syunik	8	-	1	-	-	-	-	1	2	-	4
Vayots dzor	126	88	2	19	-	2	-	2	-	-	13
Tavush	387	205	3	44	-	-	1	9	1	3	121
RA Total	6751	3750	169	407	5	11	12	49	17	42	2289

Distribution of Number of Graduates of State and Non-State Schools of General Education, by Marzes, 2003

a) with basic general education

(persons)

	School-leaving certificate received				Entered other education establishments		Left the education incomplete		Repeated the year		Expelled from school	
	total		of which with excellent progress									
	total	girls	total	girls	total	girls	total	girls	total	girls	total	girls
Yerevan city	14670	7377	1429	984	1177	494	162	52	48	7	95	33
Aragatsotn	2608	1316	227	142	94	60	24	5	40	12	11	6
Ararat	5046	2495	167	105	100	40	61	10	30	8	14	2
Armavir	4842	2442	362	250	275	108	130	45	29	5	67	20
Gegharkunik	4273	2101	750	489	154	56	71	25	14	5	20	7
Lori	4544	2320	505	368	271	120	191	50	44	6	48	24
Kotayk	4593	2303	744	470	199	75	36	16	27	2	6	-
Shirak	4787	2429	454	312	263	97	93	16	19	4	47	19
Syunik	2646	1346	299	210	323	134	-	-	7	-	-	-
Vayots dzor	1222	616	138	91	40	11	13	-	-	-	-	-
Tavush	2317	1179	42	32	36	13	-	-	-	-	-	-
RA Total	51548	25924	5117	3453	2932	1208	781	219	258	49	308	111

b) with secondary (complete) general education

(persons)

	School-leaving certificate received				Attendants of complete course for previous academic years		Attendants of complete course, but not received school-leaving certificate		Left the education incomplete and expelled from school		Expelled from school	
	Total		of which with excellent progress									
	total	girls	total	girls	total	girls	total	girls	total	girls	total	girls
Yerevan city	13166	7019	130	82	3203	1756	42	11	27	10	1	1
Aragatsotn	2223	1211	16	10	120	66	8	3	2	2	-	-
Ararat	4192	2364	1	-	283	174	3	-	-	-	-	-
Armavir	3894	2077	1	-	1535	775	20	7	19	9	1	1
Gegharkunik	3593	1836	350	163	1076	564	21	1	3	3	28	12
Lori	3557	2000	94	55	710	382	19	7	3	1	7	4
Kotayk	4159	2328	9	8	329	163	6	-	10	5	-	-
Shirak	4177	2310	61	39	1934	1110	29	15	22	8	3	-
Syunik	2158	1172	5	3	2	1	5	1	2	2	-	-
Vayots dzor	1009	538	4	4	895	480	-	-	-	-	-	-
Tavush	1897	1088	2	2	57	31	-	-	-	-	-	-
RA Total	44025	23943	673	366	10144	5502	153	45	88	40	40	18

Results of Examinations in State and Non-State Schools of General Education, by Marzes and by Top Classes, 2003

(persons)

	3-rd grade				8-th grade				10-th grade			
	participants		passed an examination		participants		passed an examination		participants		passed an examination	
	total	girls	total	girls	total	girls	total	girls	total	girls	total	girls
Yerevan city	11776	5791	11511	5679	14403	7213	14032	7078	12537	6685	12153	6527
Aragatsotn	2451	1213	2451	1213	2565	1297	2565	1297	2155	1182	2155	1182
Ararat	4074	1993	3993	1966	4814	2426	4685	2364	3931	2198	3931	2198
Armavir	4506	2172	4414	2147	4806	2396	4669	2347	3983	2135	3917	2110
Gegharkunik	3963	1962	3855	1914	4119	2084	4016	2056	3712	1951	3557	1878
Lori	3974	1956	3789	1878	4359	2274	4078	2140	3318	1871	3152	1790
Kotayk	3728	1818	3396	1711	4499	2262	4294	2173	4145	2320	3982	2237
Shirak	4441	2155	4393	2136	4744	2448	4699	2449	4218	2297	4215	2303
Syunik	1896	905	1890	903	2581	1324	2552	1314	2133	1155	2130	1154
Vayots dzor	950	470	950	470	1222	625	1221	625	1006	529	1006	529
Tavush	1902	901	1883	894	2274	1169	2255	1161	1867	1077	1830	1056
RA Total	43661	21336	42525	20911	50386	25518	49066	25004	43005	23400	42028	22964

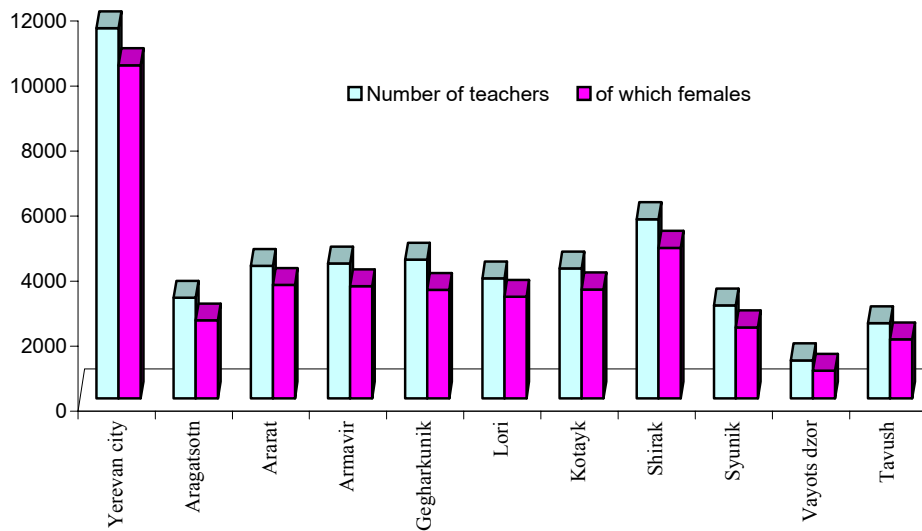
1.4. Number of teachers and distribution. 46548 teachers, of which 83.6% female gave lessons in state and non-state schools of general education, and 581, of which 80.9% female - in non-state.

Distribution of Number of Teachers of State and Non-State Schools of General Education, by Marzes, 2003/2004 Academic Year

(persons)

	Number of teachers		including			
	total	of which females	state schools		non-state schools	
			total	of which females	total	of which females
Yerevan city	11383	10253	10918	9878	465	375
Aragatsotn	3101	2401	3101	2401	-	-
Ararat	4077	3494	4077	3494	-	-
Armavir	4155	3454	4144	3445	11	9
Gegharkunik	4268	3341	4268	3341	-	-
Lori	3696	3127	3676	3113	20	14
Kotayk	4000	3355	3980	3345	20	10
Shirak	5516	4638	5451	4576	65	62
Syunik	2862	2187	2862	2187	-	-
Vayots dzor	1174	853	1174	853	-	-
Tavush	2316	1818	2316	1818	-	-
RA Total	46548	38921	45967	38451	581	470

Distribution of Number of Teachers of State and Non-State Schools of General Education, by Marzes, 2003/2004 Academic Year, Persons



Distribution of Number of Teachers of State and Non-State Schools of General Education, by Marzes and by Their Education Level, 2003/2004 Academic Year

(persons)

	With pedagogical education						With non-pedagogical education			
	higher		incomplete higher		specialized secondary		Higher		specialized secondary	
	total	of which females	total	of which females	total	of which females	total	of which females	total	of which females
Yerevan city	9869	8945	89	73	1069	929	319	275	37	31
Aragatsotn	2042	1624	57	35	870	669	99	54	33	19
Ararat	2881	2486	822	721	134	106	224	172	16	9
Armavir	2826	2329	51	46	803	698	298	239	177	142
Gegharkunik	2820	2133	1117	987	85	71	209	126	37	24
Lori	2934	2533	86	76	377	305	193	142	106	71
Kotayk	2863	2411	694	612	149	117	266	196	28	19
Shirak	4135	3471	107	77	833	757	306	224	135	109
Syunik	1820	1421	77	67	463	410	306	162	196	127
Vayots dzor	806	581	23	19	269	201	63	44	13	8
Tavush	1746	1387	9	6	486	375	53	38	22	12
RA Total	34742	29321	3132	2719	5538	4638	2336	1672	800	571

Distribution of Number of Teachers of State and Non-State Schools of General Education at Pension Age, having 2 and 5 Years to Reach Pension Age, by Marzes, 2003/2004 Academic Year

(persons)

	At pension age		2 years until pension		5 years until pension	
	total	of which females	total	of which females	total	of which females
Yerevan city	677	541	190	167	180	162
Aragatsotn	3	2	-	-	1	-
Ararat	72	59	41	35	26	20
Armavir	127	82	45	32	31	18
Gegharkunik	45	12	2	2	12	4
Lori	58	42	26	20	29	23
Kotayk	59	32	18	14	7	4
Shirak	153	115	87	77	53	40
Syunik	95	58	20	15	16	13
Vayots dzor	3	2	-	-	-	-
Tavush	31	23	-	-	1	1
RA Total	1323	968	429	362	356	285

Distribution of Number of Teachers of State and Non-State Schools of General Education, by Marzes and by Work Experience, 2003/2004 Academic Year

(persons)

	until 5 years		5-10 years		11 years and over	
	total	of which females	total	of which females	total	of which females
Yerevan city	1277	1099	1735	1584	8371	7570
Aragatsotn	294	210	734	551	2073	1640
Ararat	750	630	775	682	2552	2182
Armavir	483	401	672	580	3000	2473
Gegharkunik	898	622	936	761	2434	1958
Lori	513	441	624	509	2559	2177
Kotayk	596	475	722	631	2682	2249

RA Social Situation for 2003

	until 5 years		5-10 years		11 years and over	
	total	of which females	total	of which females	total	of which females
Shirak	925	755	1080	891	3511	2992
Syunik	471	279	476	366	1915	1542
Vayots dzor	154	108	198	142	822	603
Tavush	359	212	370	307	1587	1299
RA Total	6720	5232	8322	7004	31506	26685

**Share Indicators of State and Non-State Schools of General Education,
by Marzes, 2003/2004 Academic Year**

	Average attendance per school, persons	Average attendance per class, persons	Number of classes per school, unit	Number of pupils per teacher, persons	Number of teachers per school, persons
Yerevan city	562.7	22.9	24.5	13.1	43.8
Aragatsotn	211.9	10.8	19.6	8.7	24.4
Ararat	416.1	17.9	23.2	11.4	36.4
Armavir	387.4	19.3	20.1	11.6	33.5
Gegharkunik	343.4	16.0	21.5	10.3	33.3
Lori	254.3	12.7	20.0	11.7	21.7
Kotayk	381.4	18.3	20.8	10.6	36.0
Shirak	275.0	14.8	18.6	9.0	30.6
Syunik	181.8	11.5	15.7	8.0	22.7
Vayots dzor	210.9	12.1	17.4	9.2	23.0
Tavush	257.3	13.4	19.1	9.2	27.9
RA Total	341.0	16.2	21.1	10.8	31.6

Annex 1

Distribution of Enrolment in State and Non-State Schools of General Education, by Marzes*(persons)*

	Number of pupils											
	2001/2002 academic year				2002/2003 academic year				2003/2004 academic year			
	state		non-state		state		non-state		state		non-state	
	total	of which girls	total	of which girls	total	of which girls	total	of which girls	total	of which girls	total	of which girls
Yerevan city	150061	75494	2569	1150	146076	72344	2079	853	143546	70508	2765	1135
Aragatsotn	28064	14042	-	-	27470	13696	-	-	26905	13440	-	-
Armavir	51317	25696	-	-	47951	23997	62	20	46604	23063	93	32
Ararat	49170	24616	-	-	49495	24470	-	-	47944	23542	-	-
Gegharkunik	46489	22916	-	-	46006	22733	-	-	43961	21514	-	-
Lori	49738	25160	46	20	46045	22997	22	9	43183	21324	43	21
Kotayk	47346	23959	112	44	47271	23623	115	41	42155	21044	179	52
Shirak	54316	27552	237	102	53093	26403	222	102	49138	24412	356	150
Syunik	24642	12410	-	-	24145	12100	-	-	22907	11489	-	-
Vayots dzor	11730	5784	15	4	11131	5401	-	-	10754	5285	-	-
Tavush	22584	11315	-	-	21896	10889	-	-	21353	10497	-	-
RA Total	535457	268944	2979	1320	520579	258653	2500	1025	498450	246118	3436	1390

Distribution of Number of Teachers of State and Non-State Schools of General Education, by Marzes*(persons)*

	Number of teachers											
	2001/2002 academic year				2002/2003 academic year				2003/2004 academic year			
	state		non-state		state		non-state		State		non-state	
	total	of which females	total	of which females	total	of which females	total	of which females	total	of which females	total	of which females
Yerevan city	14562	13158	600	466	14359	12885	453	362	10918	9878	465	375
Aragatsotn	3420	2603	-	-	3174	2368	-	-	3101	2401	-	-
Armavir	4658	3953	-	-	4654	3947	-	-	4077	3494	-	-
Ararat	4588	3810	-	-	4496	3738	21	17	4144	3445	11	9
Gegharkunik	4983	3876	-	-	4934	3819	-	-	4268	3341	-	-
Lori	5053	4263	16	11	4832	4085	16	11	3676	3113	20	14
Kotayk	4387	3662	11	4	4355	3637	20	9	3980	3345	20	10
Shirak	6535	5496	41	40	6446	5372	45	45	5451	4576	65	62
Syunik	3283	2540	-	-	3214	2482	-	-	2862	2187	-	-
Vayots dzor	1303	963	7	5	1280	932	-	-	1174	853	-	-
Tavush	2605	2057	-	-	2532	1980	-	-	2316	1818	-	-
RA Total	55377	46381	675	526	54276	45245	555	444	45967	38451	581	470

Outflow and Inflow of Pupils of State and Non-State Schools of General Education, at the Beginning of Academic Year

(persons)

	2001/2002 academic year				2002/2003 academic year				2003/2004 academic year			
	outflow		inflow		outflow		inflow		outflow		inflow	
	to other marzes	outside the RA	from other marzes	from other countries	to other marzes	outside the RA	from other marzes	from other countries	to other marzes	outside the RA	from other marzes	from other countries
Yerevan city	1213	2360	1296	810	839	1538	1172	837	572	777	685	480
Aragatsotn	155	321	103	32	3	13	6	8	30	67	36	39
Armavir	237	971	214	129	227	552	229	124	155	229	76	83
Ararat	235	866	265	132	160	419	270	100	162	440	166	206
Gegharkunik	153	809	183	89	156	319	103	101	87	229	48	73
Lori	302	1681	186	251	90	684	446	198	105	371	89	268
Kotayk	205	909	302	112	174	160	105	42	12	13	66	31
Shirak	207	689	165	133	129	465	126	226	101	390	70	252
Syunik	186	469	120	77	191	211	79	81	162	216	94	103
Vayots dzor	68	211	32	10	66	119	43	28	41	73	18	10
Tavush	111	330	94	38	132	167	90	44	91	163	77	45
RA Total	3072	9616	2960	1813	2167	4647	2669	1789	1518	2968	1425	1590

Numbers of Schools Delivered for Operation and Pupil's Places in Them, by Marzes, 2001-2003

(unit)

	Number of schools			Number of pupil's places		
	2001	2002	2003	2001	2002	2003
Aragatsotn	-	1	4	-	150	442
Gegharkunik	1	-	1	40	-	30
Lori	16	2	6	3618	460	678
Shirak	5	9	6	2095	1672	1333
Syunik	-	2	1	-	250	50
Vayots dzor	1	-	-	86	-	-
Tavush	1	1	1	120	170	100
RA Total	24	15	19	5959	2702	2633